

A vibrant, cartoon-style illustration of a summer scene. At the top, a smiling sun with a face is on the left, and a large, multi-colored rainbow arches across the sky. A pink butterfly is on the right, and a blue butterfly is on the left. The title 'SUMMER VACATION HOLIDAY HOMEWORK' is written in large, colorful, bubbly letters across the middle. Below the title, a wooden sign reads 'Grade 1' and another sign below it says 'Session: 2026-27'. In the foreground, four children are engaged in various activities: a boy on the left wearing a red cap and reading a green book; a girl in the center wearing a straw hat and drawing on a piece of paper; a girl on the right painting a picture of a sun and a house on an easel; and a boy on the far right wearing goggles and holding a beach ball. The ground is sandy and decorated with a beach ball, a sandcastle, a bucket, and a shovel. A palm tree is on the right, and various flowers and butterflies are scattered throughout the scene.

SUMMER VACATION HOLIDAY HOMEWORK

Grade 1

Session: 2026-27

Name: _____ Section: _____

Every child is a different kind of flower,
and together they make a beautiful garden!

Have Fun & Learn!



From the Team Leader



Dear Mahavirians and Children,

As the summer break approaches, it brings with it a wonderful opportunity to pause, refresh, explore, and grow. Holidays are not merely a break from school; they are a beautiful phase of learning beyond the classroom walls. While we all look forward to relaxation and family time, it is equally important that the continuum of learning is maintained in meaningful and joyful ways.



With this thought in mind, the Holiday Homework has been thoughtfully designed for each class. The purpose of this work is to keep the young minds engaged, curious, creative, and connected to learning in an enjoyable manner.



Dear children, summer vacations are a wonderful time to discover yourselves, strengthen your interests, and create memories that last forever. Learning happens in many forms — helping your parents with household chores, reading every day, pursuing a hobby, learning a new skill, exploring nature, spending quality time with family, and engaging in creative activities. Each experience teaches something valuable and contributes to your growth as confident, responsible, and independent learners.



Therefore, I encourage every Mahavirian to:



- Read at least two pages of any book every day.



- Pursue a hobby that brings happiness and creativity.



- Learn a new skill such as swimming, skating, dancing, painting, playing a musical instrument, gardening, cooking, or anything that excites and inspires you.



- Devote at least one hour daily to self-study so that the continuity of learning is maintained.



At the same time, spend quality time with your family, stay physically active, play outdoors, appreciate nature, and take care of your health and well-being.



I would also like to lovingly remind all children that the Holiday Homework should be done independently and sincerely. When you complete your work on your own, you develop confidence, responsibility, creativity, and problem-solving skills. Independent work nurtures originality of thought and helps you become a self-reliant learner — a quality that will benefit you throughout life.



Dear parents, your encouragement and gentle guidance during the holidays will go a long way in helping children develop healthy habits, time management, and a love for lifelong learning. More than perfection, we value participation, effort, and the joy of learning.



May this summer break be filled with happiness, learning, exploration, laughter, and beautiful experiences for all of you.

Wishing you a safe, productive, and joyful summer vacation!



Ruchika Sukhija
Principal





Summer Vacation is probably the best time of the year for you all; it's time for loads of fun, though we can't go out but getting pampered to no end and of course bonding with distant cousins can be done virtually.



School is fun too, with learning happening at all times, summer vacation can also be a time for learning with lots of activities around.

Here are a few tasks for you to complete during the vacation. Do remember to complete the given tasks after reading them carefully.








Some Tips to make this holiday special:

- ★ Have a family dinner every day of the holidays.
- ★ Play board games with your parents and siblings and show them who is the smartest.



Instructions for the Submission of Holidays Homework

★ Kindly Note:

-  Prepare a proper timetable and follow it regularly from the very first day of the vacation.
-  Encourage your child to complete the homework independently under your guidance.
-  Capture happy moments while doing the activities and paste the photographs in the activity album.
-  Encourage your child to practice one page daily in the Cursive Writing Book to improve handwriting skills.
-  Prepare a beautiful handmade folder and compile all worksheets subject-wise.



Submission dates



Computer folder along with worksheet: Friday, 10.07.2026



Folder along with all worksheets: Tuesday, 07.07.2026



Flash Card Set, and Activity Album: Wednesday, 08.07.2026



Cursive Writing Book: Friday, 10.07.2026

NEW ITEM SPECIFICATIONS:



Activity Album: A beautiful, personalized album containing photos of your child's activities during the vacation.



Flash Card Set: A collection of handmade flash cards covering vocabulary words.



Wishing you and your family a joyful, safe, and learning-filled Summer Vacation! ★



MY COZY READING CORNER

MY COZY READING CORNER

Place a rug and few cushions at a corner of the house. All members of family should at least once a week sit together and just read, without any gadgets around. This will inculcate interest for reading in children.

Reading Suggestions: Level 1 Ladybird Series

Fill the information about the book you read in holidays according to the given sample.



TITLE

Favourite
Character

Sight Words

New
Vocabulary

What you learnt



Read the passage and answer the questions.



I see a dog.
The dog is on the **mat**.
The dog wants to play with cat.
It has a big **cap**.
The dog likes to eat **ham**.

What do I see ?

1 a bug



2 a dog



3 a rat



Where is the dog ?

1 in the box



2 in the tub



3 on the mat



What does dog eat?

1 a bun



2 a ham



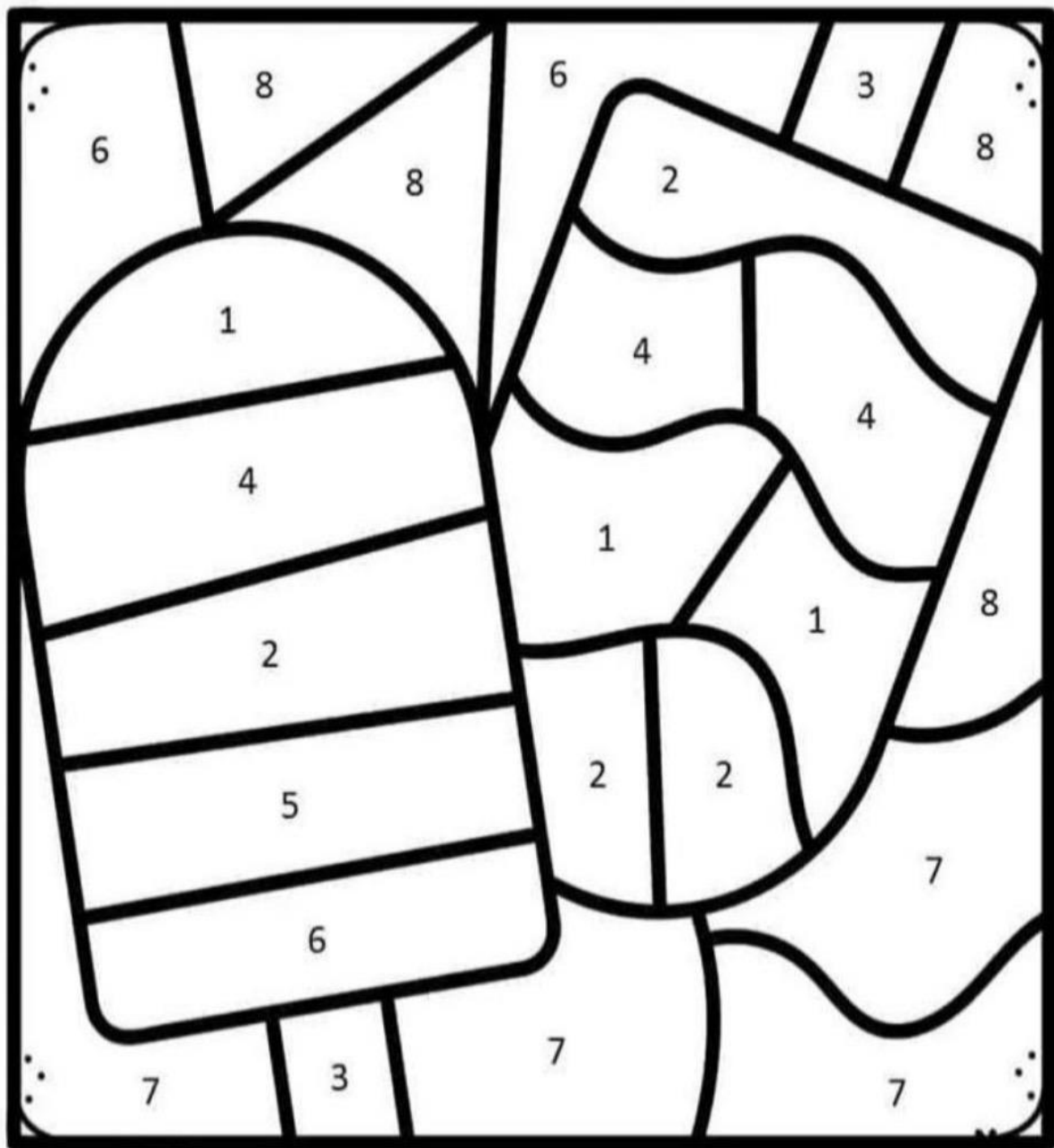
3 cheese




Skills: Colour recognition and fine motor skills

Colour the picture according to the colour code

1 – Pink	3 – Brown	5 – Red	7 – Green
2 – Yellow	4 – Orange	6 – Aqua	8 – Blue



Look for the pattern. Cut and paste to complete the pattern.

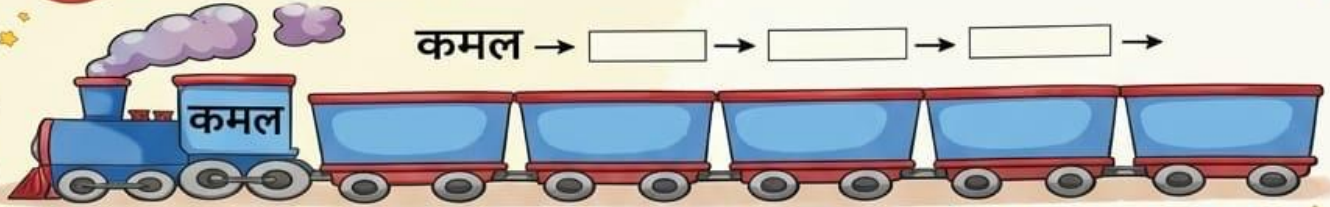




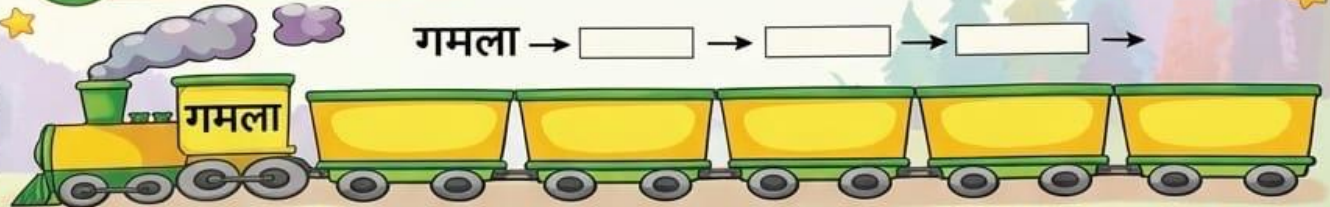
★ शब्दों की रँग-बिरंगी रेलगाड़ी ★

निर्दिश: दिए गए शब्द के अंतिम अक्षर से नया शब्द लिखिए।
(केवल बिता मात्रा ओर आ मात्रा वाले शब्द लिखें)

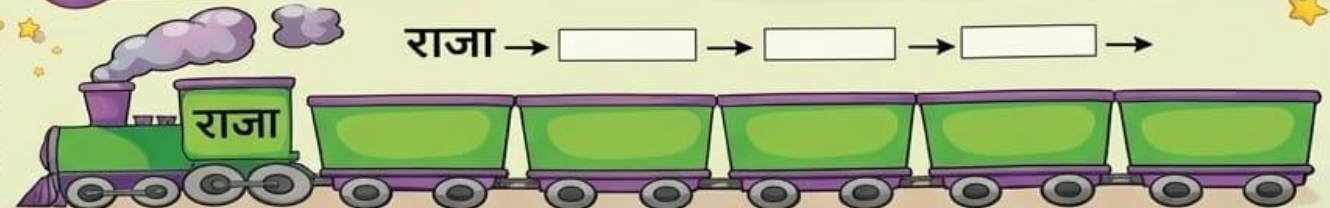
1 कमल → ल से



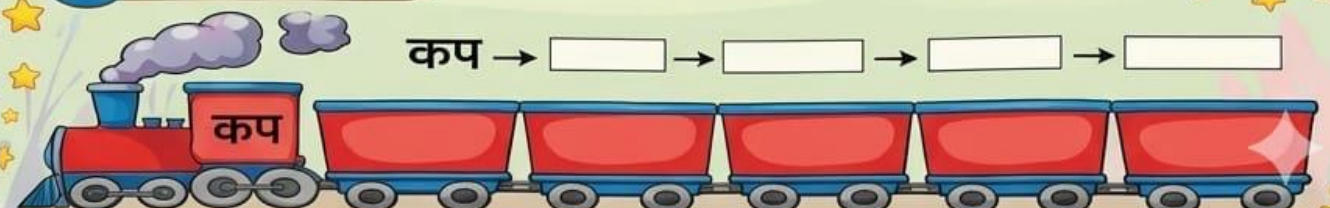
2 गमला → आ से



3 राजा → आ से



4 कप → प से



आ (ा) की मात्रा



आठ



छाता



नाक



गमला



घास



नाव

पढ़ो : का घा चा हा ता था मा

जाला

दान

बाल

चावल

काम

चार

बाजार

दाल

लाल

काल

तमाशा

बाग

चाल

धागा

राजा

कान

राम

नाम

साहस

सात

वाक्य पढ़िए :

- 1 काका बाजार गए ।
- 2 घर का जाला हटा ।
- 3 राजा का छाता उड़ा ।
- 4 राम आम लाया ।

- 5 मामा बाजा बजा ।
- 6 नाना बाजार गए ।
- 7 गाय चारा खा ।
- 8 अनार का दाना खा ।



शब्दों को उनके चित्र से मिलाओ



छाता

बादल

कान

गाजर

ताला

All About Me

Hello!



My Name:



My Height:



My Age:



My Height:

My Weight:





My Favorite Color:



My Favorite Food:



What I Want to Be When I Grow Up:



KINDNESS JAR

ACTIVITY

Be Kind Every Day!

Do one kind act every day during your summer vacation and write it on a small slip of paper.

Put each slip into your **Kindness Jar!**

By the end of the holidays, your jar will be full of **love** and **happy** deeds!

Examples of Kind Acts

- ★ Help your parents set the table. 
- ★ Share your toys. 
- ★ Water the plants. 
- ★ Feed birds or animals. 
- ★ Say "Thank You" and "Please". 
- ★ Help clean your room. 



My Kindness Goal:

Fill my jar with _____ kind acts this summer!



Decorate Your Jar

Use stickers, ribbons, stars, drawings.



FATHER'S DAY (5th June)

Healthy Bowl

Summers are here and to beat the heat of this scorching sun take your mother's help and make a dish of yummy fruit salad for your father to give him a special surprise on Father's Day.




♥ (UNDER THE STRICT SUPERVISION OF YOUR MOTHER/ GRANDMOTHER) ♥

Method: ♥

1. Take finely chopped fruits of your choice like banana, pineapple, watermelon, mango, apple, grapes & pomegranate.
2. Add 2 teaspoons of lemon juice, 1 Tablespoon of crushed sugar and a pinch of chaat masala.
3. Share the salad with your Father wishing him a "Happy Father's Day".

Click pictures while making and serving the fruit bowl to your father. Create your own Album and paste it.



World Environment Day - SEED BOMB 🌸

World Environment Day is celebrated on 5th June. Let's connect with nature and increase green spaces by creating Seed Bombs.

Seed bombs are like little packages of happiness for our environment! Not only do they provide essential food and shelter for birds and animals, but also beautify our surroundings. 🌱

To make seed bombs, mix together clay or soil, compost, and wildflower seeds/chickpeas/Soybeans. Roll the mixture into small balls and let them dry. Then, simply toss them into areas that need a little extra greenery, and let nature do the rest!



YOGA DAY 🌸

🐱 **Yoga Day** is the perfect opportunity to have fun while getting **healthy**. So, on Yoga Day, let's celebrate by moving, stretching, and breathing together. Enjoy exploring and expressing yourself through yoga! 🐮

🐍 Try out some playful animal poses like the cat, cow, cobra, horse to add an extra layer of fun to your practice. Parents are requested to join their kids and click pictures having fun while getting healthy. 🐎

Be part of the culture that India has given to world. Do some easy exercises associated with nature.


Enrich your Vocabulary

Make at least 5 **flash cards** on the allotted topic/theme according to the **Roll No.** of your ward. Paste the picture accordingly and write it's name. Assemble all the flash cards, if possible please try to cover them with **cellophane** or plastic put them in a **pouch** and send it to school after the break.

Roll Numbers

Thematic Focus

1 & 2

इ मात्रा 

3 & 4

ई मात्रा

5 & 6

उ मात्रा

7 & 8

ओ मात्रा

9 & 10

ओ मात्रा

11 & 12

ओ मात्रा

17 & 18

Woollen clothes



19 & 20

Summer clothes



21 & 22

Rainy cloths

23 & 24

Things that keep my house clean



25 & 26

People who help us



27 & 28

Neighbourhood places

29 & 30

Wild animals



31 & 32

Pet animals

33 & 34

Water animals



33 & 34

Birds





WHAT IF CHALLENGES

Give them "What If" questions to write on:



What IF the Sun Disappeared?

Imagine the Sun did not rise for one whole day.



What IF there was no fuel in the country?

What would happen?



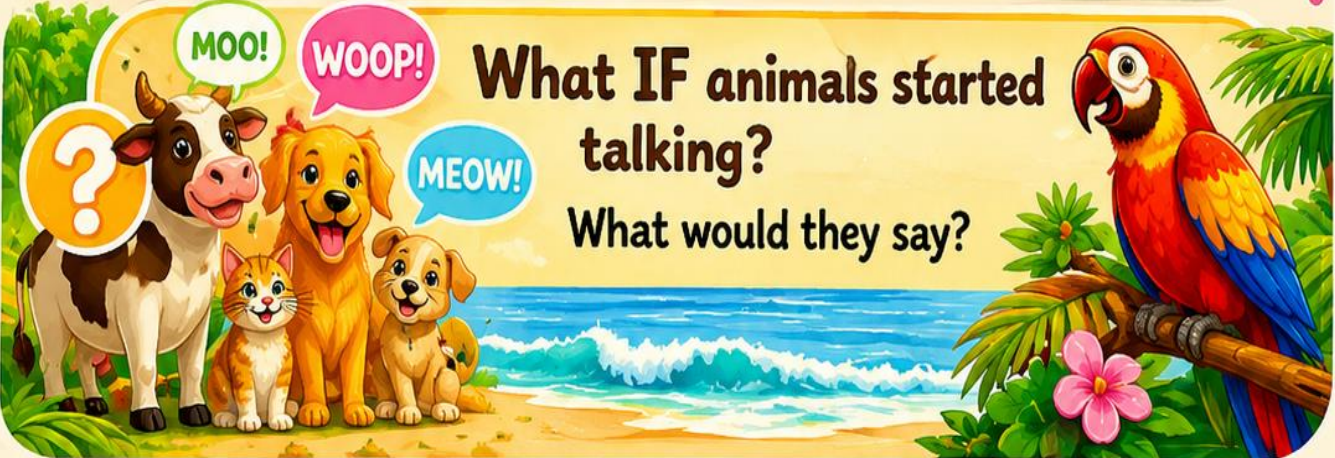
MOO!

WOOP!

MEOW!

What IF animals started talking?

What would they say?



PROJECT WORK

Theme: Exploring Countries and Their Famous Landmarks

Students are required to complete the following activities neatly and creatively during the summer vacation.


Part A – Creative Collage Activity

Search for information and prepare a creative collage on an **A3 size sheet** by:

- ★ Pasting pictures of famous landmarks
- ★ Pasting the national flag
- ★ Adding important national symbols
- ★ Labelling all pictures neatly

Guidelines

- Use colourful and creative presentation.
- Write clear labels for each picture.
- Students may use printed or hand-drawn images.
- Ensure the work is neat and well-organised.



Part B – Jigsaw Puzzle Activity

Design and create a jigsaw puzzle of any one famous landmark from your allotted country.

- ✂ Use a hard or solid base such as cardboard or thick chart paper.
- ✂ Draw or paste the picture of the landmark neatly.
- ✂ Cut the picture carefully into puzzle pieces.
- ✂ The puzzle should be easy to assemble.



Countries According to Roll Numbers

Roll Numbers	Country
1 – 10	India
11 – 20	Australia
21 – 30	Taiwan
Remaining Students	Nepal

EXPLORE

LEARN

CREATE

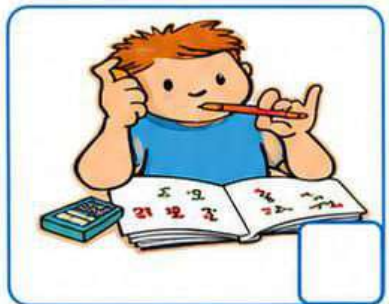
“Creativity and learning go hand in hand.”

Computer HHW (Class I)

Instructions:

- Please submit the Computer Holiday Homework in separate folder.
- Label your folder and sheets with name, class and roll number.

Q1. Tick (✓) the tasks that a computer can do for us.



Q2. In the Word Grid given below, find the names of the places where computers are used. Color each name with a different color.



HOTEL



SCHOOL



HOME



HOSPITAL



BANK



SHOP

S	H	O	T	E	L	S	A	X	O
H	O	M	E	B	N	M	I	Y	F
O	B	A	N	K	S	J	R	Z	F
O	T	L	H	J	C	K	P	L	I
Y	Y	L	K	K	H	I	O	V	C
U	H	S	V	P	O	O	R	C	E
I	D	D	H	O	O	P	T	D	S
R	C	Q	Y	U	L	W	S	E	W
A	L	M	Q	R	S	N	O	X	B

Q3. PROJECT: Create innovative and useful decorative items using old CDs/DVDs.

Examples include wind chimes, pen stands, coasters, wall art, photo frames, lamps, hanging decorations, and other creative recycled crafts.

